

# Open Number Line Addition Worksheet - Answer Key


2nd Grade - adding on an open number line | 14 minutes

---

**Solve each problem on the open number line. Start at the first number, jump by tens, then by ones, and write the sum.**


Example:  $34 + 20$ : start at 34, make two jumps of ten (to 44, then 54).  $34 + 20 = 54$ .

1. Solve on the open number line:  $34 + 20 =$




**Answer: 54**

2. Solve on the open number line:  $45 + 30 =$




**Answer: 75**

3. Solve on the open number line:  $23 + 40 =$




**Answer: 63**

4. Solve on the open number line:  $52 + 23 =$




**Answer: 75**

5. Solve on the open number line:  $38 + 21 =$



**Answer: 59**


6. Solve on the open number line:  $60 + 25 =$



**Answer: 85**

## Challenge

7. Solve on the open number line:  $47 + 36 =$



**Answer: 83 (jump +30 to 77, then +6 to 83)**

8. How would you jump to add 20 to a number?

**Answer: Two jumps of ten (or one jump of twenty).**