


Reading a Thermometer Worksheet (Fahrenheit) - Answer Key

2nd Grade - reading a thermometer in Fahrenheit | 12 minutes

Read each thermometer. Write the temperature in degrees Fahrenheit. The scale counts by tens.

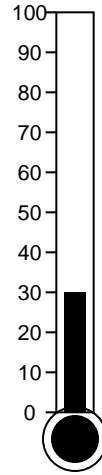
Example: If the shaded part reaches the 70 mark, the temperature is 70 degrees F.

1. What temperature is shown?



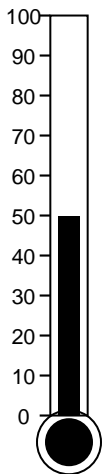
Answer: 70 degrees F

2. What temperature is shown?




Answer: 30 degrees F

3. What temperature is shown?



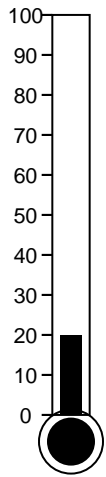
Answer: 50 degrees F

4. What temperature is shown?




Answer: 90 degrees F

5. What temperature is shown?



Answer: 20 degrees F

6. What temperature is shown?



Answer: 60 degrees F

Challenge

7. Would 30 degrees F be a hot day or a cold day?

Answer: A cold day (freezing is 32 degrees F).

8. If the temperature rises from 50 to 70 degrees, how many degrees warmer is it?

Answer: $70 - 50 = 20$ degrees warmer