

# Draw the Hands on the Clock Worksheet - Answer Key

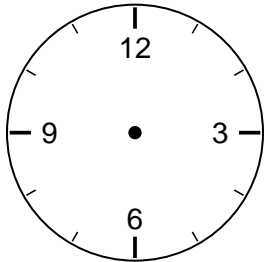
2nd Grade - drawing clock hands to show a time | 12 minutes

---

**Draw the hands on each clock to show the time. Make the hour hand short and the minute hand long.**

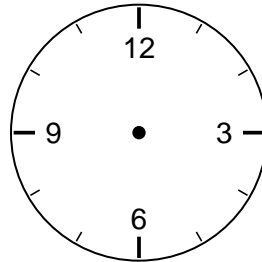
Example: For 3:00, draw the short hand to 3 and the long hand to 12.

1. Draw the time: 3:00



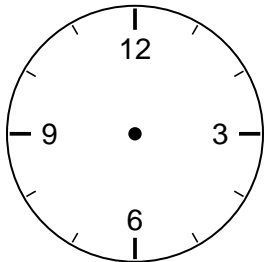
**Answer: Hour hand on 3, minute hand on 12**

2. Draw the time: 6:30



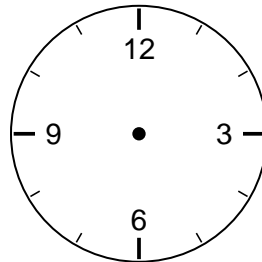
**Answer: Hour hand between 6 and 7, minute hand on 6**

3. Draw the time: 9:00



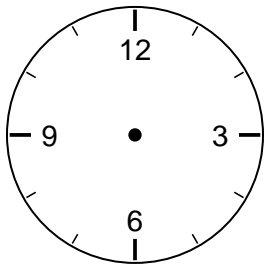
**Answer: Hour hand on 9, minute hand on 12**

4. Draw the time: 1:30



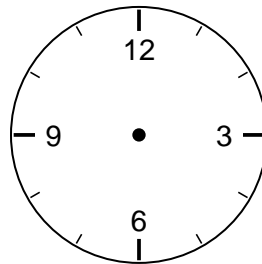
**Answer: Hour hand between 1 and 2, minute hand on 6**

5. Draw the time: 7:00



**Answer: Hour hand on 7, minute hand on 12**

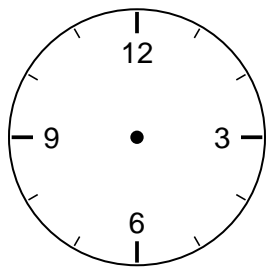
6. Draw the time: 4:30



**Answer: Hour hand between 4 and 5, minute hand on 6**

## Challenge

7. Draw the time: 10:15



**Answer: Minute hand on 3 (15 minutes), hour hand a little past 10**

8. At half past any hour, which number does the minute hand point to?

**Answer: The 6.**