

Reading a Thermometer Worksheet (Fahrenheit)


2nd Grade - reading a thermometer in Fahrenheit | 12 minutes

Name: _____ Date: _____

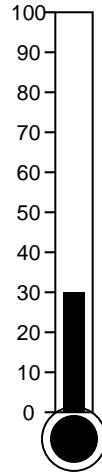
Read each thermometer. Write the temperature in degrees Fahrenheit. The scale counts by tens.

Example: If the shaded part reaches the 70 mark, the temperature is 70 degrees F.

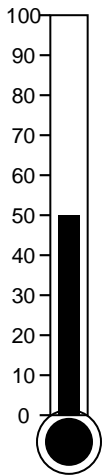
1. What temperature is shown?




2. What temperature is shown?



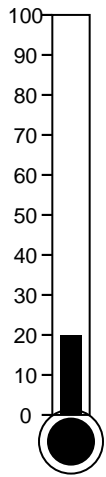
3. What temperature is shown?




4. What temperature is shown?



5. What temperature is shown?



6. What temperature is shown?



Challenge

7. Would 30 degrees F be a hot day or a cold day?

8. If the temperature rises from 50 to 70 degrees, how many degrees warmer is it?
