

Subtraction on an Open Number Line Worksheet


2nd Grade - subtracting on an open number line | 14 minutes

Name: _____ Date: _____


Solve each problem on the open number line. Start at the bigger number, jump back by tens, then by ones, and write the difference.

Example: $54 - 20$: start at 54, jump back two tens (to 44, then 34). $54 - 20 = 34$.


1. Solve on the open number line: $54 - 20 =$




2. Solve on the open number line: $75 - 30 =$




3. Solve on the open number line: $63 - 40 =$




4. Solve on the open number line: $48 - 23 =$



5. Solve on the open number line: $86 - 21 =$




6. Solve on the open number line: $90 - 15 =$



Challenge

7. Solve on the open number line: $72 - 36 =$



8. How would you jump back to subtract 20?
