

Fractions on a Number Line Worksheet

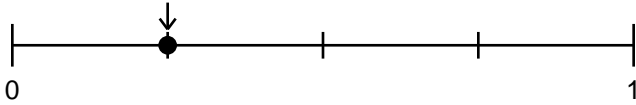
3rd Grade - fractions on a number line | 14 minutes

Name: _____ Date: _____

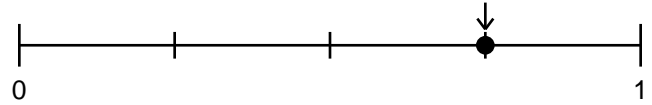
Write the fraction shown by the point on each number line. Count the equal parts from 0 to 1.

Example: A line split into 4 equal parts with the point on the first mark shows $\frac{1}{4}$.

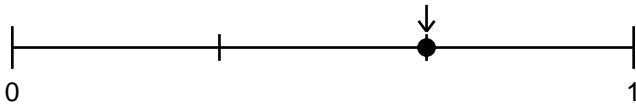
1. What fraction is shown?



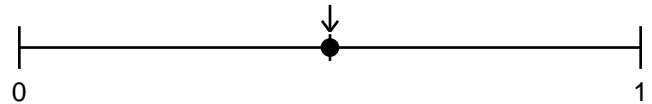
2. What fraction is shown?



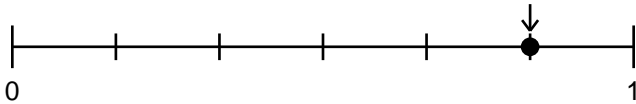
3. What fraction is shown?



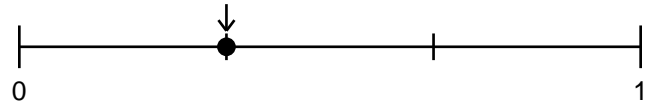
4. What fraction is shown?



5. What fraction is shown?



6. What fraction is shown?



Challenge

7. On a line split into fourths, where is $\frac{4}{4}$?

8. A point is at $\frac{2}{4}$. What simpler fraction names the same spot?
